

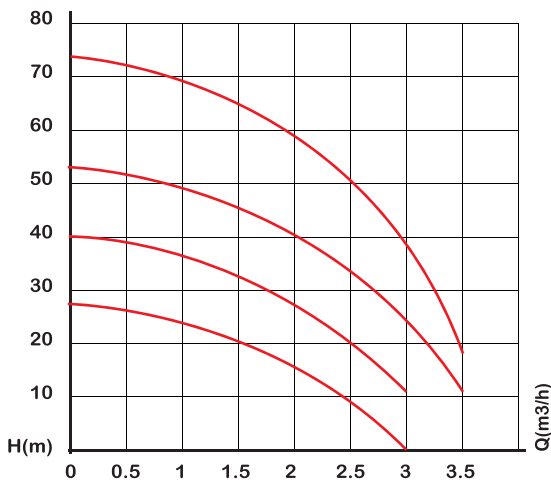

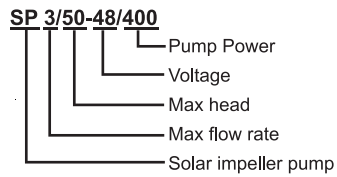
DC SOLAR PUMPS NO CONTROLLER

Submersible Solar Water Pump

MOQ: 100PCS
Sample: By DHL



Model Description



Model	Outlet inch	Head : m	Flow: m³/h							Solar Panel			Connection diagram		
			0.1	0.5	1	1.5	2	2.5	3	3.5	VMP	W	PCS	A01	A02 A05 A06 A10
SP3/28-24/250	1"		28	25	20	15	10	7	1		36V	300W/310W	1PCS	A01	A01 A09
SP3/40-48/300	1"		40	37	32	26	20	12	3		18V	150W/160W	3PCS	A02	A02 A05 A06 A10
SP3/50-48/400	1"		50	43	35	30	17	10	4		30V	250W/260W	2PCS	A03	A03 A04 A11
SP3/55-48/500	1"		52	45	37	31	20	12	5		36V	300W/310W	2PCS	A04	A03 A04 A11
SP3.5/60-72/600	1"		60	56	45	38	28	20	9	4	30V	250W/260W	3PCS	A05	A07 A08 A12 A13
SP3.5/70-72/700	1"		70	66	57	39	28	18	13	5	36V	300W/310W	3PCS	A06	A07 A08 A12 A13
SP3.5/75-72/800	1"		72	68	59	40	30	20	15	6	36V	300W/310W	4PCS	A07	A07 A08 A12 A13
SP3.5/80-72/900	1"		77	70	60	42	31	21	17	7	38V	320W/350W	4PCS	A08	A07 A08 A12 A13
			0	0.1	0.5	1	1.2	1.5	2	2.5					
SPS2.5/40-24/250	1"		40	37	30	25	18	10	2		36V	300W/310W	1PCS	A09	A07 A08 A12 A13
SPS2.5/50-48/300	1"		50	47	35	30	22	10	5	1	18V	150W/160W	3PCS	A10	A07 A08 A12 A13
SPS2.5/60-48/400	1"		60	55	40	35	30	22	10	1	30V	250W/260W	2PCS	A11	A07 A08 A12 A13
SPS2.5/80-48/600	1"		80	77	65	40	35	30	15	4	30V	250W/260W	4PCS	A12	A07 A08 A12 A13
SPS2.5/110-60/800	1"		110	107	100	90	85	80	60	20	36V	300W/310W	4PCS	A13	A07 A08 A12 A13